

# Eleva Examination table

**12154** The examination table consists of a metal support and a mattress platform with one, two or three sections. The high/low system increases the ergonomic ease for both the patient and the doctor.

## Support

- Rectangular tube frame.
- Stable, absolute vertical high/low adjustment by means of a scissor system.
- Design pedal to activate the brake mechanism (\*).
- The foot end of the frame is equipped with a stainless steel kickplate (\*).

## Mattress platform

- Mattress platform with one, two (\*) or 3 (\*) sections.
- The mattress platform is upholstered with fire-retardant foam. The foam is 40 mm thick and has a density of 45 kg/m<sup>3</sup>.
- Finished with imitation leather.
- Two-section (\*) mattress platform with headrest, short backrest or long backrest.
- Three-section (\*) mattress platform with headrest and choice between short or long backrest.
- The backrest (\*) can be manually adjusted up to  $\pm 85^\circ$  by means of a gas spring.
- The headrest (\*) can be inclined manually upwards or downwards by means of a gas spring ( $-40^\circ$  to  $+40^\circ$ ).
- The seat support can be manually adjusted by means of a telescopic adjust.

## Gas spring

- The headrest and backrest can be inclined by means of a gas spring.
- The gas spring that inclines the headrest can be activated by means of a lever that is situated on the side of the headrest.
- The backrest is inclined by means of a lever situated on both sides of the examination table.

## Electric manipulations

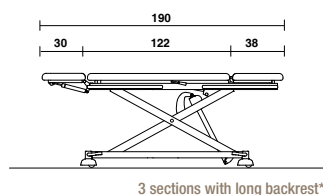
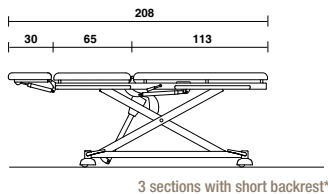
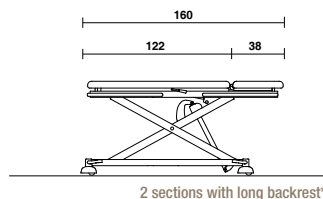
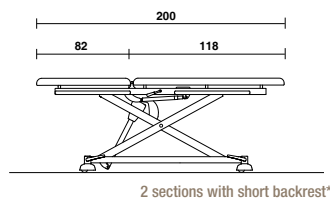
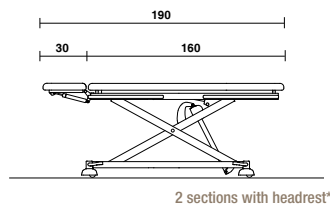
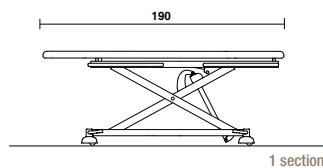
- The high/low adjustment can be activated by means of a loose foot pedal that can be positioned freely on the floor.
- The electric backrest adjustment (\*) can be activated by means of a double foot pedal.

## Colours

We would like to refer to our extensive colour gamut. Sample card + samples available on request.

## Accessories

We would like to refer to our accessory list.



## Dimensions and prestations

- Width: 70 cm
- Length: depends on the type of patient platform
- Height variation:  $\pm 50$  cm -  $\pm 105$  cm
- Clearance height: 75 mm
- Weight (without options): 74 kg
- Safe working load: 200 kg
- Headrest (\*) can be inclined between  $-40^\circ$  and  $+40^\circ$
- Backrest (\*) can be adjusted up to  $85^\circ$

## Materials and finishing

- Metal: epoxy-coating RAL 7035.
- Fire-retardant foam.
- Upholstery: see collection.
- Withstands the common cleaning products and disinfectants.

For further information about the **used materials**, **constructions** and **maintenance**: please consult our material files.

## Options

- Gynaecology model (only with long backrest).
- Handles.
- Hidden castors  $\varnothing 50$  mm with synthetic cover caps, braked per 2.
- Castors  $\varnothing 100$  mm, braked per 2 (height variation  $+5$  cm).
- DIN rail / DIN rail XL (foot, head, head and foot).
- IV rod (fixation included).
- Armrest (fixation included).
- Medical lamp.
- Sideguards.
- Paper roll holder.
- Electric adjustment of the backrest.
- Opening for the nose in the headrest or in the 2-sections table with short backrest.
- Neck cushion and/or lumbar support cushion.
- Equipotential connection.
- Stainless steel kickplate.
- Comfort plus mattress platform (40 mm standard foam + 20 mm Visco-elastic foam)
- Battery (Li-Ion ou lead acid).
- Removable tray (only with long backrest).
- Transparent cover for footrest (not available on versions with long backrest).
- Electric adjustment by means of a handset.
- Underbedlight (UBL2)

(\*) Option

